

# FIREPLACE, MANTELS & SURROUNDS



# FIREPLACE By HEATILATOR

## Novus nXt—Direct Vent Fireplace



### Model Specifications NDV36IFT

Unit Front Width:	41
Framing Front Width:	42
Unit Back Width:	14-5/8
Framing Back Width:	42
Unit Height:	34-1/2
Framing Height:	34-7/8
Unit Depth:	19-1/8
Framing Depth:	19-5/8
Glass Size:	36 x 22-5/8
BTU/Hour Input:	25,000




### Model Specifications NDV42IFT

Unit Front Width:	47
Framing Front Width:	48
Unit Back Width:	20-5/8
Framing Back Width:	48
Unit Height:	34-1/2
Framing Height:	34-7/8
Unit Depth:	19-1/8
Framing Depth:	19-5/8
Glass Size:	42 x 22-5/8
BTU/Hour Input:	27,500

### REFRACTORY

Our refractory offers an authentic appearance with remarkable brick detail.



### FRONT



Simon Front available in black

### INTERIOR

A fan kit extends the heating range of your fireplace.





# MANTELS



PENNSYLVANIA DRYSTACK WITH TOP



PENNSYLVANIA DRYSTACK



**WASHINGTON MANTLE**  
PREFINISHED WHITE IN PINE  
PREFINISHED NATURAL IN PINE

# CULTURED MARBLE SURROUNDS


By Kerrico



BONE




PALE GREY ON WHITE



WHITE ON WHITE



TERRA COTTA



WHITE



ECRU

# CULTURED GRANITE SURROUNDS

By Kerrico




MOCHA GRANITE



COAL GRANITE



SAND GRANITE



STEEL GREY GRANITE




# MANTEL By FIRESIDE FURNISHING & STONE SURROUND



**ACADIA**  
MDF PRIMED  
ABSOLUTE BLACK GRANITE SURROUND



**KENWOOD**  
MDF PRIMED  
ABSOLUTE BLACK GRANITE SURROUND



ABSOLUTE BLACK GRANITE



NEW VENETIAN GRANITE



**ROXBOROUGH**  
MDF PRIMED  
NEW VENETIAN GRANITE SURROUND